

Student Feedback Form

Feedback form 2021 - 2022

* Indicates required question

||Jai Sri Gurudev||



SRI ADI CHUNCHANAGIRI WOMEN'S COLLEGE, CUMBUM

(Accredited by NAAC with 'A' Grade)
(Run by Sri Adi Chunchanagiri Shikshana Trust @ Karnataka)
(Affiliated to Mother Teresa Women's University, Kodaikanal)
(Recognised Under Section 2(f) & 12(B) of UGC Act.1956)



INTERNAL QUALITY ASSURANCE CELL

1. Name *


2. Class / Department *

3. Semester *

Student Feedback Form I. Curriculam

Questionnaire 1

Students are required to rate your respective course on the following attributes using the 4-point scale shown.



4. 1. Depth of the course content including project work if any *

Mark only one oval.

- Very Good
 Good
 Satisfactory
 Unsatisfactory

5. 2. Extent of course coverage *

Mark only one oval.

- Very Good
 Good
 Satisfactory
 Unsatisfactory

6. 3. Applicability / relevance of course to real life situation *

Mark only one oval.

- Very Good
 Good
 Satisfactory
 Unsatisfactory

7. 4. Learning acquisition (in terms of knowledge, concepts, manual skills, analytical abilities and broadening perspectives) *

Mark only one oval.

- Very Good
 Good
 Satisfactory
 Unsatisfactory

8. 5. Clarity and relevance of textual & learning material of the course *

Mark only one oval.

- Very Good
 Good
 Satisfactory
 Unsatisfactory

9. 6. Relevance of other source materials (library) of the course *

Mark only one oval.

- Very Good
 Good
 Satisfactory
 Unsatisfactory

10. 7. Extent of effort required for students *

Mark only one oval.

- Very Good
 Good
 Satisfactory
 Unsatisfactory

II. Student overall evaluation on Teaching & Learning

Questionnaire No. 2

11. 1. The syllabus of each course was *

Mark only one oval.

- Adequate
 Inadequate
 Challenging
 Dull

12. 2. Benefits of the course *

Mark only one oval.

- More than adequate
 Adequate Inadequate
 Cannot say

13. 3. Was the course easy or difficult to understand? *

Mark only one oval.

- Easy
 Manageable
 Difficult
 Very difficult

14. 4. How much of the syllabus was covered in classroom teaching? *

Mark only one oval.

- 85 to 100%
- 70 to 85%
- 55 to 70%
- Less than 55%

15. 5. The library materials and facilities for your course. *

Mark only one oval.

- More than adequate
- Adequate Inadequate
- Very poor
-

16. 6. To what extent were you able to get materials for your prescribed syllabus? *

Mark only one oval.

- More than adequate
- Adequate Inadequate
- Very poor
-

17. 7. How well did the teacher prepare for the classes? *

Mark only one oval.

- Thoroughly
- Satisfactorily
- Poorly
- Indifferently

18. 8. How well was the teacher able to communicate? *

Mark only one oval.

- Always effective
- Sometimes effective
- Just satisfactorily
- Generally ineffective

19. 9. How far the teacher encouraged your classroom participation? *

Mark only one oval.

- Very Effectively
- Always
- Sometimes Not
- at all

20. 10. Classroom participation method that you like *

Mark only one oval.

- Raising Questions
- Peer Discussion
- Play-way method
- Group Analysis

21. 11. How helpful was the teacher in improving your learning process? *

Mark only one oval.

- Very helpful
- Sometimes helpful
- Always indifferent
- Did not advise

22. 12. The teacher's approach can best be described as *

Mark only one oval.

- Always courteous
- Sometimes rude
- Always indifferent
- Need to improve

23. 13. Internal assessment was *

Mark only one oval.

- Very Good
- Good
- Satisfactory
- Unsatisfactory

24. 14. What effect do you think the internal assessment had on your course grade? *

Mark only one oval.

- Helped to improve
- Discouraging
- No special effect
- Sometimes effective

25. 15. How often did you think the internal assessment had its impact on your degree assessment? *

Mark only one oval.

- Regularly
 Sometimes
 Seldom Never

26. 16. How about your assignment discussion with the teacher? *

Mark only one oval.

- Always discussed
 Partially discussed
 Sometimes discussed
 Not discussed at all

27. 17. Seminars / Workshops / Guest Lectures arranged by the department. *

Mark only one oval.

- Extra ordinary
 Useful Adequate
 Inadequate

28. 18.Suggestion for the improvement of teaching - learning process. *

Student Feedback on Teachers

Questionnaire No. 3

29. 1. Knowledge base of the teachers (as perceived by you) *

Mark only one oval.

- Very Good
- Good
- Satisfactory
- Unsatisfactory

30. 2. Communication Skills (in terms of articulation and comprehensibility) *

Mark only one oval.

- Very Good
- Good
- Satisfactory
- Unsatisfactory

31. 3. Sincerity / Commitment of the teacher *

Mark only one oval.

- Very Good
- Good
- Satisfactory
- Unsatisfactory

32. 4. Interest created by the teacher *

Mark only one oval.

- Very Good
- Good
- Satisfactory
- Unsatisfactory

33. 5. Ability to integrate course material with environment/other issues. *

Mark only one oval.

- Very Good
 Good
 Satisfactory
 Unsatisfactory

34. 6. Ability to integrate content with other courses *

Mark only one oval.

- Very Good
 Good
 Satisfactory
 Unsatisfactory

35. 7. Accessibility of the teacher in and out of the class *

Mark only one oval.

- Very Good
 Good
 Satisfactory
 Unsatisfactory

36. 8. Ability to design quizzes /Tests /assignments / examinations and projects to evaluate the students. *

Mark only one oval.

- Very Good
 Good
 Satisfactory
 Unsatisfactory

37. 9. Provision of sufficient time for feedback *

Mark only one oval.

- Very Good
- Good
- Satisfactory
- Unsatisfactory

Student Feedback on Infrastructure

Questionnaire No.. 4

38. 1. Class Room *

Mark only one oval.

- Ample
- Sufficient
- Can be adjusted
- Lacking

39. 2. Seminar Hall *

Mark only one oval.

- Ample
- Sufficient
- Can be adjusted
- Lacking

40. 3. ICT Facility *

Mark only one oval.

- Ample Sufficient
- Can be adjusted
- Lacking
-

41. 4. (a) General Digital Library *

Mark only one oval.

- Ample
- Sufficient
- Can be adjusted
- Lacking

42. (b) Department Library *

Mark only one oval.

- Ample
- Sufficient
- Can be adjusted
- Lacking

43. 5. Laboratories *

Mark only one oval.

- Ample
- Sufficient
- Can be adjusted
- Lacking

44. 6. Furniture *

Mark only one oval.

- Ample Sufficient
- Can be adjusted
- Lacking
-

45. 7. Canteen *

Mark only one oval.

- Ample
- Sufficient
- Can be adjusted
- Lacking

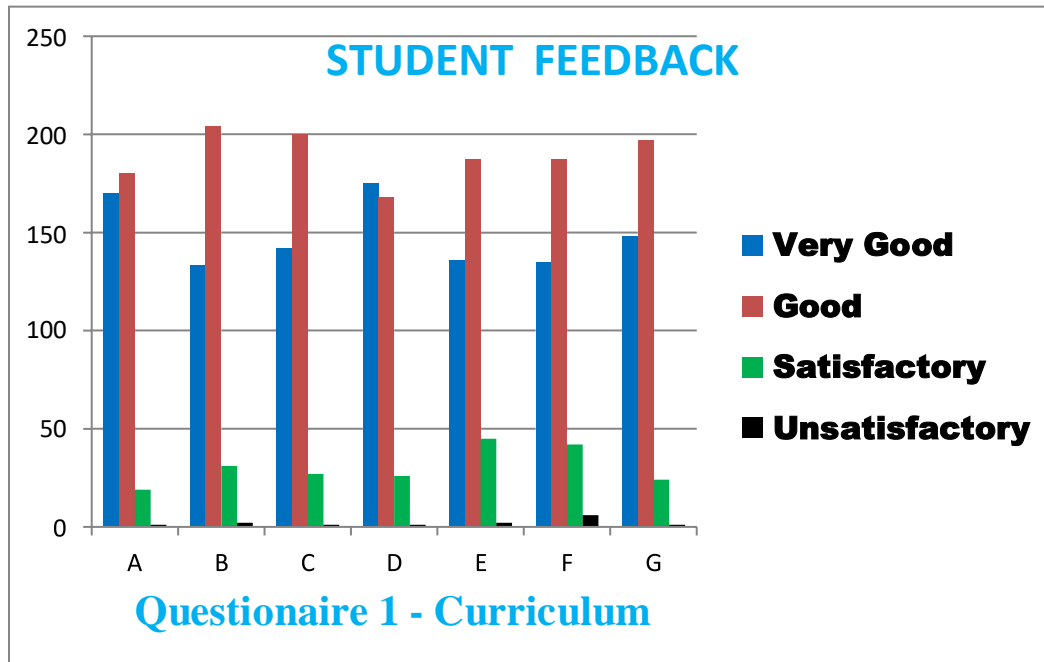
46. 8. Suggestions, if any *

This content is neither created nor endorsed by Google.

Google Forms

I STUDENTSFEEDBACK

QUESTIONNAIRE 1: CURRICULUM



Parameters:

A-Depth of the course content including project work if any

B-Extent of course coverage

C-Applicability/relevance of course to real life situation

D-Learning acquisition (in terms of knowledge, concepts, manual skills, analytical abilities and broadening perspectives)

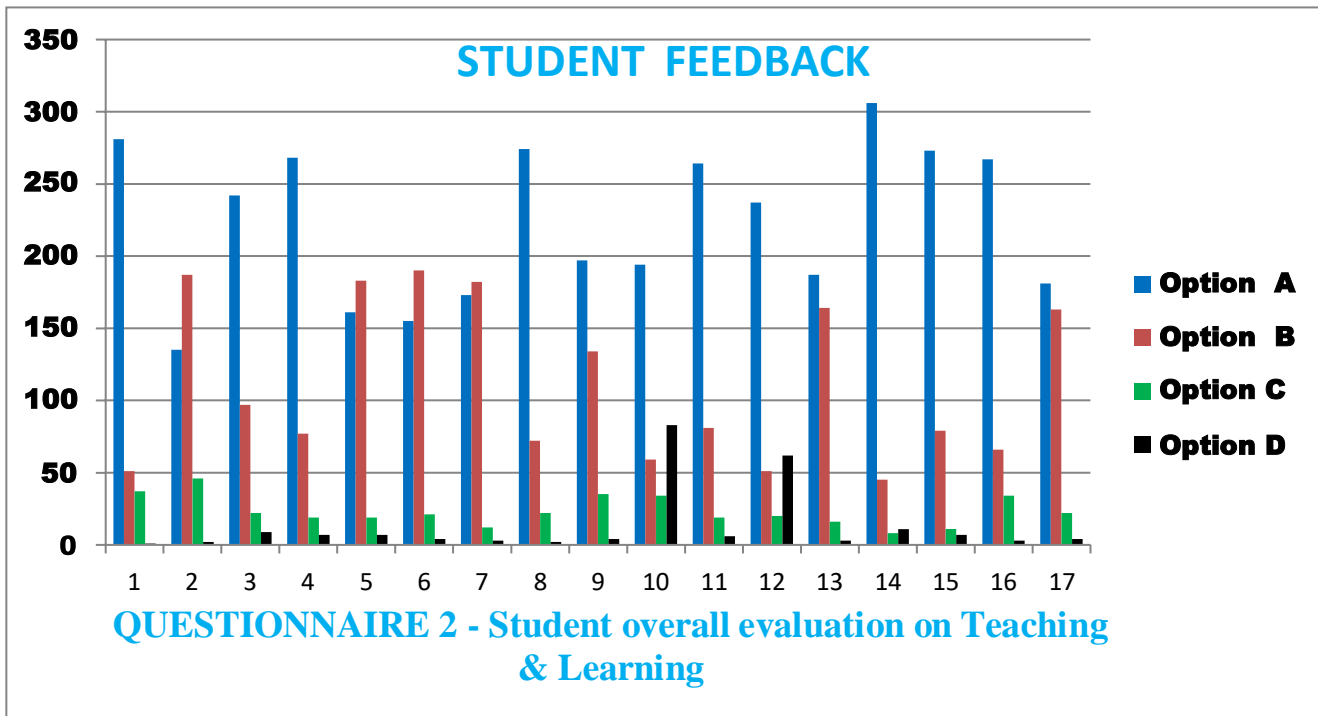
E-Clarity and relevance of textual & learning material of the course

F-Relevance of other source materials(library) of the course

G-Extent of effort required for students.

Almost all the parameters' overall rating fell between very good and good. As per the rating provided by the students, 99% of the students were satisfied with curriculum and 1% of the students are unsatisfied.

QUESTIONNAIRE2: TEACHING, LEARNING ANDEVALUATION

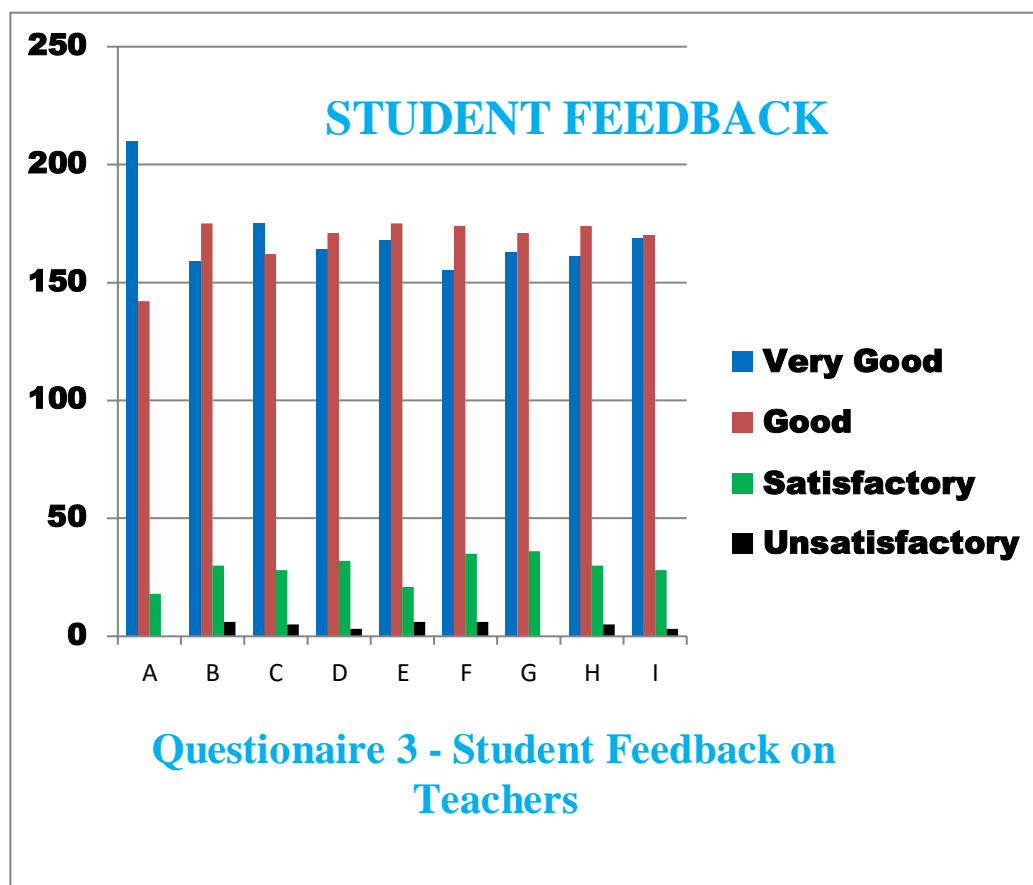


Parameters:

- The syllabus of each course was
- Library
- Class room participation method
- Internal assessment

94% students are satisfied with the teaching & Learning process and the Assessment system of the University 0.6% of students are still not satisfied.

QUESTIONNAIRE3: STUDENTFEEDBACKONTEACHERS



Parameters:

A-Knowledge base of the teachers (as perceived by you).

B- Communication Skills (in terms of articulation and comprehensibility).

C-Sincerity/Commitment of the teacher.

D-Interest created by the teacher.

E –Ability to integrate course material with environment/other issues.

F-Ability to integrate E-content with other courses.

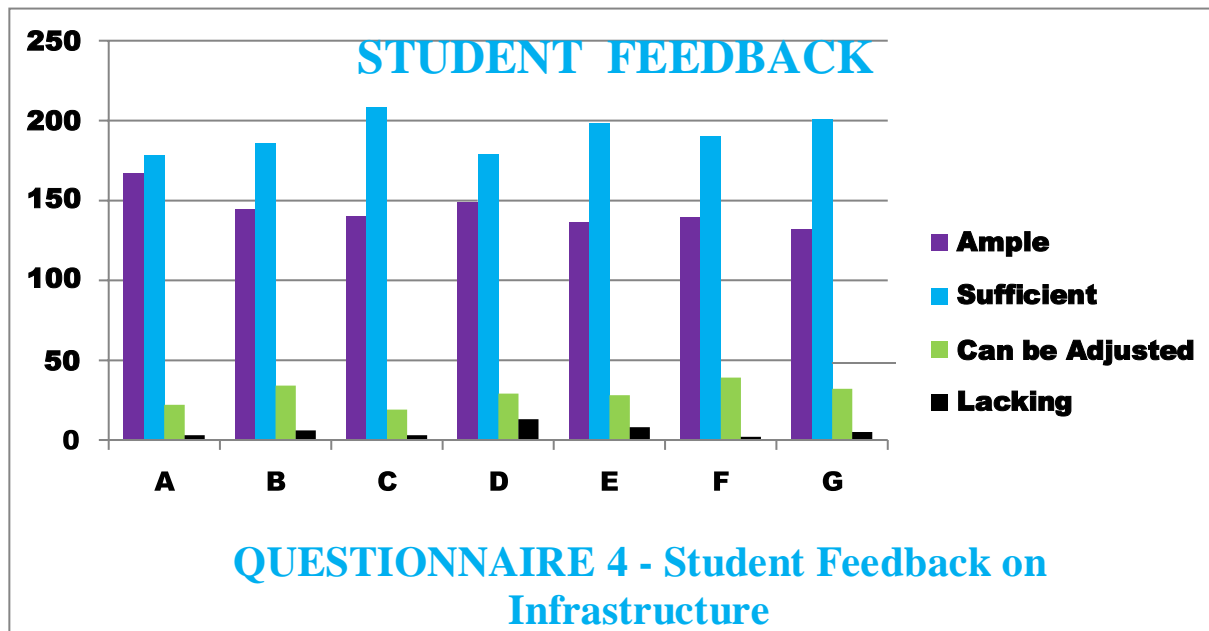
G-Accessibility of the teacher in and out of the class.

H- Ability to design quizzes/Tests/assignments/examinations and projects to evaluate the students.

I-Provision of sufficient time for feedback.

99% of students are satisfied with the teaching methodologies of the faculty members. And to satisfy the 1% of unsatisfied students the faculty members are being advised to monitor the teaching learning process for further improvement.

QUESTIONNAIRE4: STUDENTFEEDBACKONINFRASTRUCTURE



Parameters:

- A - Class Room
- B - Seminar Hall
- C - ICT Facility
- D - General Digital Library
- E - Department Library
- F - Laboratories
- G - Furniture
- H - Canteen

91.70% of students are satisfied with the Physical facilities. 8.30% students expecting the infrastructure of the institution is updated with latest facilities.